




Topic Plan

Year 2 Autumn 1 – Where The Wild Things Are		
Key Skills	Key Facts	Key Vocabulary
<ul style="list-style-type: none"> • Describe significant places, events and people in our own locality. • Use geographical vocabulary to discuss human and physical features. • Use simple compasses. • Describe the features of a map. • To use directions and location language. • Looking at aerial photographs. • Use printing techniques • Sharing ideas through sculpture. • Use painting to share one's imagination. • To use technology safely and respectfully. • To create digital content. 	<ul style="list-style-type: none"> • Edith Cavell was born on the 4th December 1865 in a village in Norfolk. • Edit Cavell was a very important nurse. • In 1771, The Norfolk and Norwich Hospital was founded. • Hospitals now are very different to hospitals from the Victorian era. • Edith Cavell is buried at Norwich Cathedral. • A compass shows you which direction is North, South, East and West. 	<ul style="list-style-type: none"> • significant- something or someone that is important. • nurse – a person who is trained to care for sick or injured people. • local – having to do with a particular place such as a neighbourhood or town. • human feature - things built by people. • physical feature – things that would be here even if people weren't around. • aerial photograph– a photograph taken in the air.
Key Figures/Places	Reading and Writing Links	
<p>Edith Cavell</p>   <p>Norfolk</p>	<p>Story: Where The Wild Things Are Author: Maurice Sendak</p> <p>WHERE THE WILD THINGS ARE</p>  <p>STORY AND PICTURES BY MAURICE SENDAK</p>	