






Topic Plan

Year 2 Let it GROW!		
Key Skills	Key Facts	Key Vocabulary
<ul style="list-style-type: none"> Annotate with labels and notes to explain the stages of the growth process Setting up appropriate investigations to discover the answer to learning questions: <ul style="list-style-type: none"> - What do seeds need to grow? - Does it matter which way up a bulb is planted? - Is it possible to overwater plants? Select appropriate pre-used images, colours and textures to create a new picture use simple fieldwork and observational skills to study the geography of their school and its grounds and the key human and physical features of its surrounding environment 	<ul style="list-style-type: none"> A bulb is a store of energy that helps the plant to grow back every year. As the plant sheds its leaves, it sends food energy to the bulb to store for the following year. Then it regrows. Trees are plants. Trees grow from seeds. They follow the same pattern as other plants, but take a lot longer to mature. Reconstructed paintings are made using images (and materials) that were originally part of something else Human features are built or put there Physical features are natural and not put there by a person. 	<ul style="list-style-type: none"> Germination – when a seed starts to grow Command – type of sentence in which someone is being told to do something Statement – sentences that express a fact, idea or opinion. Coastal – where the land and sea meet Settlement – any form of human dwelling, from the smallest house to the largest city. Sustain – to supply with nourishment
Key Figures/Places		Reading and Writing Links
London – Gatwick Airport  Katie Vernon   		 Secret Sky Garden by Linda Sarah Letter writing Instructions